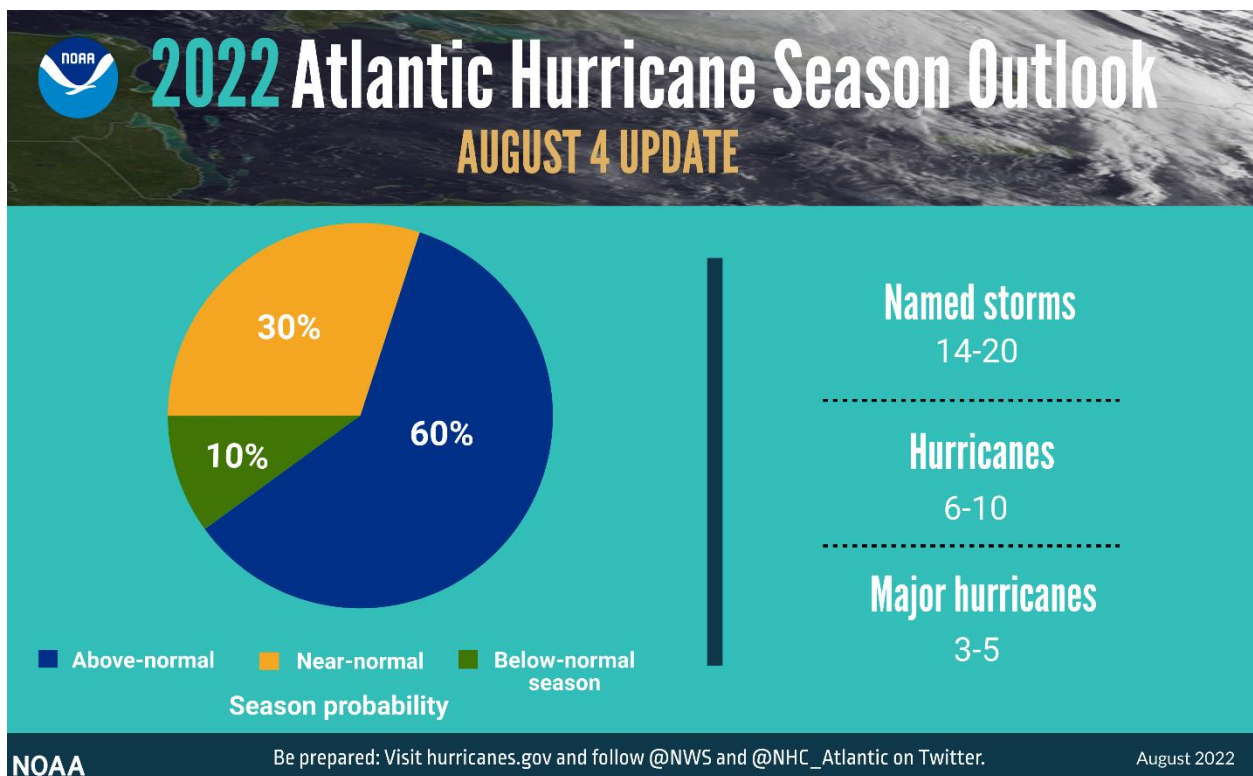


2022 Hurricane Season starts to HEAT up—Prepare Now!

Although the Atlantic hurricane season began on June 1, we are now entering the peak of the season. With the Atlantic churning up more and more powerful storms, it is as important as ever to be prepared. Regardless of where hurricanes land, they always come with powerful winds, heavy rainfall, and flooding, which can cause significant harm to life and damage property.

The 2022 Atlantic Hurricane Season Outlook still predicts an above normal hurricane season for the Atlantic Coast States. With September being National Preparedness Month, now is the time to begin preparing for the peak hurricane season. Here are some ways to stay ahead of the storm and be better prepared.







Be on Alert

- Know the risks in your area. Find out what types of wind and water hazards could occur where you live.
- Download the FEMA app to your mobile phone and receive real-time alerts from the National Weather Service to be informed about hurricane watches and warnings.
- Sign up for community alerts in your area, such as Pulsepoint or Smart911.

- Be informed on the latest CDC guidance on COVID-19 to see how it could impact your plans.

HURRICANE PREPAREDNESS
Be Ready Before the Storm

Hurricanes and tropical storms can impact the entire Commonwealth, not just coastal regions

 <p>Use MEMA's interactive map to find out if you live or work in a hurricane evacuation zone</p>	<p>Know Your Zone</p>	<p>Make a Plan</p>	<p>Have a predetermined emergency plan tailored to your family's needs</p> 
 <p>Build an emergency kit that can sustain you and your family for 3-5 days</p>	<p>Build a Kit</p>	<p>Stay Informed</p>	<p>As a storm approaches, closely monitor media reports and promptly follow instructions from public safety officials</p> 

Visit mass.gov/mema for more hurricane preparedness resources

Source: Massachusetts Emergency Management Agency (MEMA)

Mass.gov

Make an Emergency Plan

- Get started by having enough supplies for your household, including medication, disinfectants, masks, and pet supplies in your go bag or car trunk.
- Make sure to have extra water and nonperishable foods at home. After a hurricane, you may not be able to purchase some essential items for days or even weeks.
- Involve your whole family in creating a family emergency communications plan and emergency kit.
- Learn your evacuation routes. Practice with household members and pets and identify where you will stay. Local emergency managers will provide the latest recommendations based on the threat to your community.
- If you need to evacuate to a public shelter, review the latest CDC guidelines for public shelters before you head out. If public evacuation shelters aren't the safest choice for you and your family, prepare alternative plans to shelter in place at home or with nearby friends or family, whichever is safest.

Prepare Your Home and Help Your Neighbors

- Make sure to clear storm drains and gutters and bring in outside furniture. Consider installing hurricane shutters if you need added protection against the storm.
- Check with neighbors, seniors, or those who may need additional help when making your plans.

- Notify family, friends, and neighbors of your intentions to evacuate or remain sheltered in place.

It is important to plan and prepare ahead of time when it comes to hurricanes. If you delay in planning or evacuating, you may end up riding out a storm that you should have evacuated from, and emergency responders could take days to reach you. Plan ahead and prepare supplies for emergency kits year-round, not just hurricane season.

Stay safe and stay prepared!

(posted 08/22/22)

